

Table of Contents

Introduction 3



Introduction to Reading 6

Nonfiction Reading Selection: *All About Weather* 7

Vocabulary

High-Frequency Words 8

Phonograms 9

Comprehension

Main Idea 10

Fantasy and Realism 11

Compare and Contrast 12

Fiction Reading Selection: *Do We*

Have To? 13

Reading for Details 14

Drawing Conclusions 15

Categorizing and Classifying 16

Retelling in Order 17

Poetry Reading Selection:

“Weather” 18

Making Predictions 19

Making Inferences 20

Responding to Reading 21

Graphic Information

Map Reading 22

Charts and Graphs 23

Calendars 24

Forms 25

Reference Sources

Alphabet Skills 26

Using a Dictionary 27

Environmental Print 28

Using a Library 29



Introduction to Writing:

Understanding Writing Prompts . . . 30

Understanding Scoring Rubrics . . . 31

Prewriting 32

Writing Prompt and Checklist . . . 33

Plan Your Writing 34

Write Your First Draft 35

Revise Your Writing 37



Introduction to Language 39

Mechanics

Sentences 40

Periods 41

Question Marks 42

Exclamation Points 43

Capitalizing Names 44

Grammar and Usage

Nouns 45

Describing Words 46

Verbs 47

Present Tense 48

Past Tense 49

Complete and Incomplete

Sentences 50

Singular and Plural Nouns 51


Possessives 52

Spelling

Spelling the /k/ Sound 53

Spelling Common Words 54

Table of Contents



Introduction to Mathematics 55

Number Sense and Numeration

Counting 56

Which Is More? 57

Number Order 58

Computation, Operations, Estimation

Counting On to Add 59

Counting Back to Subtract 60

Fact Families 61

Ordinal Numbers 62

Odd and Even Numbers 63

Number Sentences 64

Which Sign? 65

Place Value 66

Counting Dimes, Nickels,
and Pennies 67

Estimating 68

Geometry

Comparing Shapes 69

Counting Sides 70

Symmetry 71

Measurement

Measuring Length 72

Measuring Weight 73

Telling Time 74

Patterns and Relationships

Number Patterns 75

Graphing

Reading a Graph 76

Problem Solving

Making a Plan 77

Showing Your Work 78



Practice Test Introduction 79

Practice Test: Reading 80

Practice Test: Writing 88

Practice Test: Language 94

Practice Test: Math 99

Answer Key 108

CREDITS

Concept Development: Kent Publishing Services, Inc.

Written by: Linda Barr and Michael Silverstone

Editor: Carla Hamaguchi

Designer: Moonhee Pak

Illustrator: Jenny Campbell

Art Director: Tom Cochrane

Project Director: Carolea Williams

© 2004 Creative Teaching Press, Inc., Huntington Beach, CA 92649

Reproduction of activities in any manner for use in the classroom and not for commercial sale is permissible.
Reproduction of these materials for an entire school or for a school system is strictly prohibited.

All About Weather



What makes the wind blow? It's the sun! The sun warms the land and the water. Then heat from the land and water warms the air. Some places get warmer than others.

As air warms, it moves up. Then cold air comes to take its place. When the cold air comes, we feel wind.

What makes rain and snow fall? It's the sun again! Some air carries tiny bits of water. The sun warms this air. It rises into the sky and cools off.

The tiny bits of water cool off, too. They group together. They become larger drops of water. These water drops form clouds.

The drops keep getting larger and heavier. Then they are too heavy to stay in the sky. They fall as rain.



In winter, the air in the clouds is very cold. The drops of water turn into drops of ice. When the drops of ice get too heavy, they fall. This time, they are snow.

Without the sun, we would not have weather!

Vocabulary

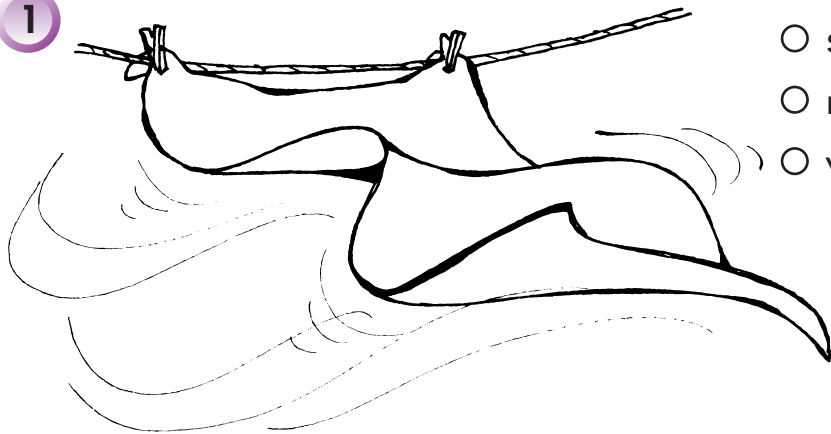


KNOW THE SKILL: **High-Frequency Words**

You will read some words over and over. When you don't know a word, read the other words around it. Look at the pictures. Then you might know what it is.

Test Example

1



- sun
- rain
- wind

Think About the Answer

The answer is *wind*. Wind is blowing the sheet. The picture does not show the sun or rain. It does show a sheet, but *sheet* is not one of the choices.

Now You Try It

2



- warm
- cold
- drop

Check your answer on page 108.

Vocabulary




KNOW THE SKILL: **Phonograms**

If one word looks like another word, say it aloud. Look at the first letter. Check the last letter. Look at the picture and choose the correct word.

Test Example

1



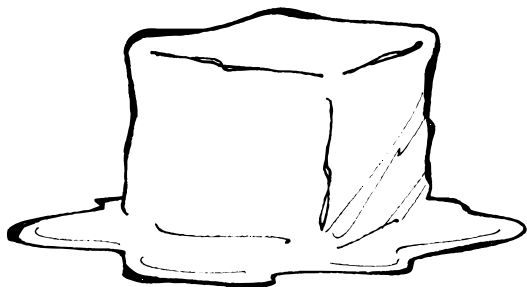
- rain
- pain
- train

Think About the Answer

The answer is *rain*. All three words rhyme, but the picture shows rain. *Pain* means that something hurts. A *train* is a vehicle that runs on a track.

Now You Try It

2



- school
- cool
- tool

Check your answer on page 108.