

Table of Contents

Introduction 3



Introduction to Reading 6

Nonfiction Reading Selection:
The Life of a Seed 7

Vocabulary

Words in Context 8

Root Words 9

Comprehension

Making Predictions 10

Time Order Clues 11

Summarizing 12

Fiction Reading Selection: *The Case
of the Missing Card Collection* . . . 13

Main Idea 14

Drawing Conclusions 15

Cause and Effect 16

Compare and Contrast 17

Poetry Reading Selection:

“Hopping Frog” 18

Asking Questions 19

Locating Information 20

Extend Meaning 21

Graphic Information

Map Reading 22

Charts and Graphs 23

Diagrams 24

Graphic Organizers 25

Reference Sources

Alphabet Skills 26

Dictionaries 27

Using a Library 28

Encyclopedia Entries 29



Introduction to Writing:

Understanding Writing Prompts . . 30

Understanding Scoring Rubrics . . . 31

Prewriting 32

Writing Starters 34

Plan Your Writing 35

Write Your First Draft 36

Write Your Final Draft 37

Give Yourself a Score 38



Introduction to Language 39

Mechanics

Complete Sentences 40

End Marks 41

Capital Letters 42

Contractions 43

Commas 44

Grammar and Usage

Nouns 45

Verbs 46

Verb Tenses 47

Synonyms 48

Antonyms 49

Similes 50

Connecting Words 51


Comparisons: *-er* and *-est* 52

Spelling

Adding Suffixes 53

Compound Words 54

Table of Contents



Introduction to Mathematics 55

Number Sense and Numeration

Place Value 56

Odd and Even Numbers 57

Number Order
(Before, After, Between). 58

Computation, Operations, Estimation

Skip Counting by 2, 5, and 10 . . . 59

Greater Than and Less Than 60

Ordinal Numbers 61

Solve for a Missing Number 62

Fact Families 63

Counting Money 64

Telling Time 65

Measurement. 66

Estimating 67

Addition with 2-Digit Numbers. . . 68

Subtraction with 2-Digit
Numbers 69

Fractions 70

Geometry

Identifying Shapes 71

Congruent Shapes. 72

Symmetry 73

Patterns and Relationships

Finding Patterns. 74

Function Boxes. 75

Graphing

Showing Data 76

Problem Solving

Making a Plan. 77

Showing Your Work 78



Practice Test Introduction 79

Practice Test: Reading 80

Practice Test: Writing 88

Practice Test: Language. 94

Practice Test: Math 98

Answer Key. 107

CREDITS

Concept Development: Kent Publishing Services, Inc.

Written by: Michael Silverstone

Editor: Carla Hamaguchi

Designer: Moonhee Pak

Illustrator: Darcy Tom

Art Director: Tom Cochrane

Project Director: Carolea Williams

© 2004 Creative Teaching Press, Inc., Huntington Beach, CA 92649

Reproduction of activities in any manner for use in the classroom and not for commercial sale is permissible.
Reproduction of these materials for an entire school or for a school system is strictly prohibited.

The Life of a Seed

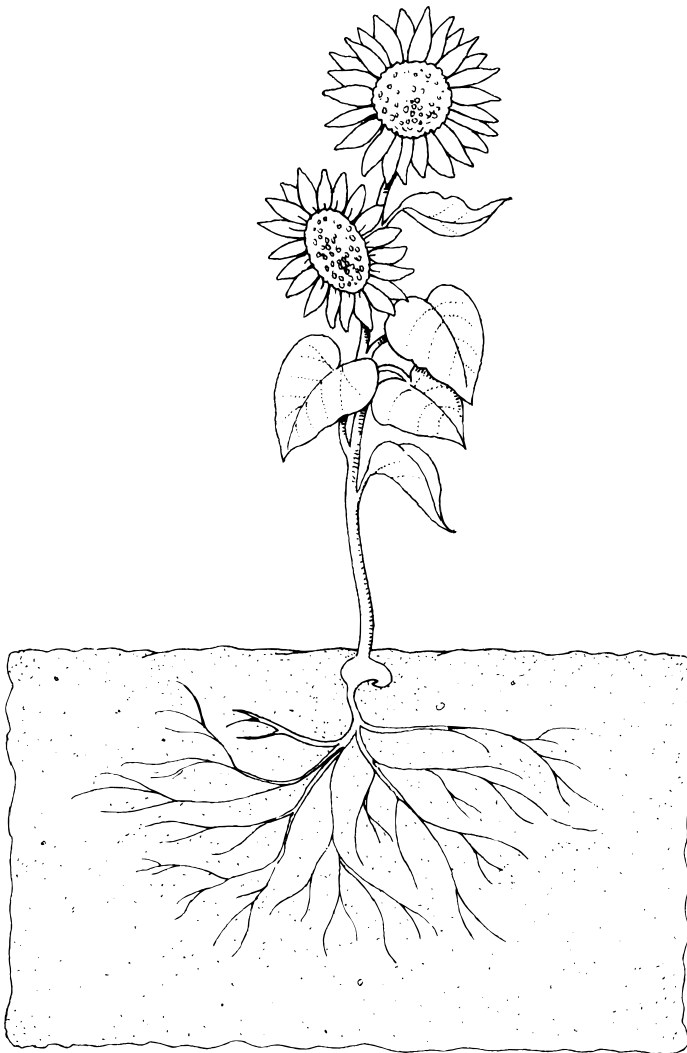
Look at a bowl of dried beans. Do they look alive? Do they seem like something that could grow and change?

Before a seed starts to grow, it is *dormant*. This means it is sleeping. It is not yet a living thing, but it could “wake up” and become living.

To come alive, seeds need certain conditions. They need warmth, water, light, and food. If seeds are frozen, they can't grow. This is why plants stop growing in the winter in cold places.

Water can come from rain or it can come from a watering can. Too much water keeps some seeds from growing.

Plants also need light to grow. Light helps plants make their own food.



Plants also take in food and minerals from soil. Most seeds can sprout without being in soil. They use the food that is inside the seed. There is usually enough food inside a seed to help it grow big enough to become a baby plant.

A sprouted seed sends out roots. These roots can draw food out of soil. At about the same time, the seeds begin to grow the stems and leaves of the plant. As this happens, the baby plant starts its life, growing and reaching toward the light.

Vocabulary



KNOW THE SKILL: **Words in Context**

Some test questions ask you to figure out the meaning of a word. Often you can guess the meaning of the word by thinking about the meanings of other words around it.

Test Example

- 1 Before a seed starts to grow, it is dormant.
Which word means the same as *dormant*?
- tall
 - leafy
 - sleeping

Think About the Answer

The answer is *sleeping*. It can't be *tall* because the seed hasn't started to grow yet. It can't be *leafy* because a seed doesn't have leaves. *Sleeping* makes the most sense.

Now You Try It

- 2 Choose the word that means the same thing as the underlined word.
Light helps plants make their own food. Plants also take in minerals from the soil.
- light
 - food
 - water

Check your answer on page 107.

Vocabulary




KNOW THE SKILL: **Root Words**

When you see similar words, decide if they have a common root word. Think about the beginning and ending of the word and how they change the meaning of the root word.

Test Example

1 Which word describes the picture?

- healthy
- unhealthy
- healthier




Think About the Answer

The answer is *unhealthy*. The picture shows a sick plant. The root word that is in all four choices is *health*. The beginning *un* means “not.” *Unhealthy* is another way to say “not healthy.”

Now You Try It

2 Which word describes the picture?

- frozen
- unfrozen
- freezer



Check your answer on page 107.