


Alphabet Readers



Exploring Letter-Sound Relationships
within Meaningful Content



by
Sherrill B. Flora



illustrated by
Vanessa Countryman



Publisher


Key Education Publishing Company, LLC
Minneapolis, Minnesota
www.keyeducationpublishing.com

(Short Sound) Letter "Aa" Story

Ant and the Map




1



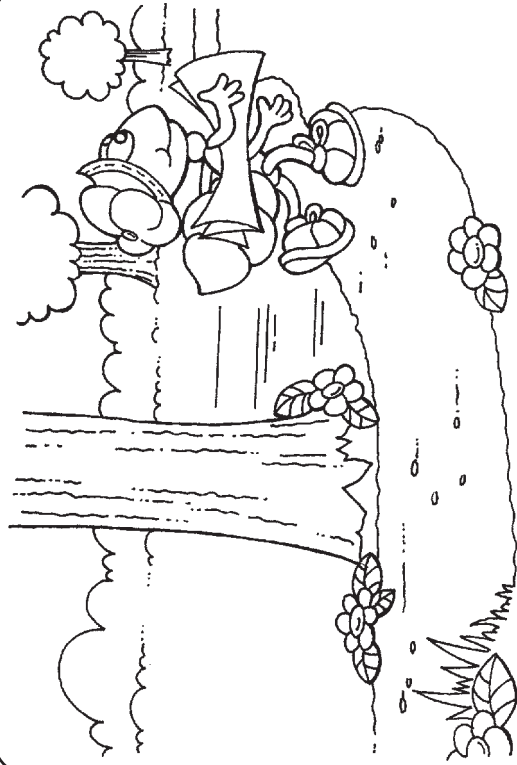
Little ant had a map.

2



Ant had to follow the path.

3



He ran and ran and ran.

4



6

Notes to Teachers/Parents

DIRECTIONS TO MAKE THE BOOK: Copy the storybook for each student. Color and cut out along the dotted lines. Staple the eight pages together in numerical order.


BEFORE READING

1. Read the list of short "Aa" words that appear in the story: **ant, ants, and, back, apples, had, can, path, map, ran, last, sat, follow, look, a, he, go, are.**
2. Discuss the other words in the story: **little, to, down, eating, the, A** and lowercase **a.**
3. Have the children look at the text and circle each uppercase **A** and lowercase **a.**


AFTER READING

1. Together read and discuss the story.
 2. There are more pictures in the story that have the short "Aa" sound. Can you find them? (*cap, bag, basket*)
- MORE SHORT "Aa" ACTIVITIES**
1. Make your own map.
 2. Make a thumbprint ant.
 3. Search for letter **Aa** in old newspapers. Cut them out.

8



5




7

(Long Sound) Letter "Aa" Story

Ray and May Blue Jay



1



Ray and May are Blue Jays.

2



They play all day.

3



They love to bake cakes.

4