






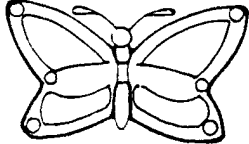






THEMES

Through the Year

September 	October 	November 	December 
January 	February 	March 	April 
May 	June 	July 	August 

Written by Debbie Thompson and Darlene Hardwick

Edited by Ina Massler Levin

Illustrated by Blance Apodaca, Cheryl Buhler, Sue Fullam, Keith Vasconcelles and Teresa Wright



Teacher Created Resources, Inc.

6421 Industry Way
Westminster, CA 92683
www.teachercreated.com

ISBN: 978-1-55734-146-4

©1993 Teacher Created Resources, Inc.

Reprinted, 2009

Made in U.S.A.

Table of Contents



Introduction	3
Sample Daily Schedule—Development of Skills	
Instructions for Making Teaching Materials	5
File Folder Games—Glove Puppets—Fishing Poles—Feelie Box—Blank Calendar—Fingerpaint—Play Dough—Puzzles—Lacing Cards—Funny Putty—Sparkle Garden—Goopy Mixture	
Themes for September	9
Getting Acquainted—Pets—Apples and Worms—Fall	
Themes for October	54
Community Places and People (Part I)—Community Places and People (Part 2)—Senses—Halloween	
Themes for November	94
Colors—Self—Concepts—Children of the World—Thanksgiving	
Themes for December	142
Mother Goose—Shapes—Winter Holidays—Christmas Around the World	
Themes for January	182
Snowmen—Bears—Birthdays—Monsters	
Themes for February	223
Shadows and Groundhogs—Valentine’s Day—Time—Dinosaurs	
Themes for March	264
Pigs—Nutrition—St. Patrick’s Day—Easter	
Themes for April	324
Spring—Farm—Frogs—Butterflies	
Themes for May	364
Mice—Families—Circus	
Themes for June, July, August	392
Summertime—Teacher Planned Themes	

Monday

Materials Needed for the Week:

- old magazines, camera and film, different textured sandpapers, rocks of various textures, sizes, and colors, shape note pads (available at school supply stores)

Sharing Time: Introductions

- Introduce the children to one another and also to the staff. Discuss what we do at school and show children the learning centers. Show children where the bathroom is located and answer any questions they may have.

Art: Finger Painting

- Use the recipe on page 6. Let children paint a picture for the bulletin board.

Story Time: Book

- Read the *Blue Bug Goes To School* by Virginia Poulet.

Food Experience: Salty Food

- Let children become acquainted with different types of foods this week. Have them try some salty foods today such as soda crackers with salted tops or pretzels.

Circle Time: Photographs

- Take photographs of children with their mothers and fathers as they arrive or leave school. Have double prints made. Hang one set on the bulletin board in the classroom and place the second set in a photo album in the book corner.


Theme Activity: Sing a song.

- Have children perform the movements in the song as they sing.

“If You’re Happy” (Traditional)

If you’re happy and you know it, clap your hands.
If you’re happy and you know it, clap your hands.
If you’re happy and you know it,
Then your face will surely show it.
If you’re happy and you know it, clap your hands.

If you’re happy and you know it, stamp your feet, etc.
If you’re happy and you know it shout, “Hurray!,” etc.
If you’re happy and you know it, do all three, etc.



Tuesday

Our Class Rules

1. Share with others
- 2.

Sharing Time: Classroom Rules

Let children help you make up the rules for the classroom. Keep them very simple and only have two or three. Make sure you discuss safety rules. Print them for all to see.

Art: Play Dough

Let children play with play dough. Use the recipe on page 6. Let them create something for the classroom and display it for all to see the first week.

Story Time: Book

Read the *Berenstain Bears Go To School* by Stan and Jan Berenstain

Circle Time: Song

Sing "Friends" from the record *On The Move With Greg and Steve*. Afterwards, talk about making new friends at school.


Food Experiences: Sour Food

Taste some sour foods, such as lemons.

Theme Activities: Flannel Board

"The People Who Live At My House"

Make flannel figures of different family members. Include an adult male, adult female, boy, girl, and baby. See patterns on page 17. Discuss who lives at each child's house. Have children take turns choosing the characters that live at their house and then move the characters around. Encourage them to tell a story about their family. Have available several figures that can represent family members.



Wednesday

Sharing Time: Review safety rules.

Ask the children what type of emergencies would require them to leave the classroom. Talk about why it would be very important for them to listen and follow all directions. Then discuss and practice exiting the classroom in case of an emergency.

Art: Easel Painting

Have children become acquainted with easels and painting. Provide four colors: red, yellow, blue, and green, and let them paint pictures with these colors.

Story Time: Book

Read the story *Will I Have A Friend?* by Miriam Cohen.

Circle Time: Song and Dance

Have children sing “The Hokey Pokey” while following the movements.

“*The Hokey Pokey*” (Traditional)

You put your right hand in, you put your right hand out,

You put your right hand in, and you shake it all about.

You do the Hokey Pokey and you turn yourself around,

That’s what it’s all about.

You put your left hand in, etc.

You put your right foot in, etc.

You put your left foot in, etc.

You put your head in, etc.

You put your whole self in, etc.

You do the Hokey Pokey, you do the Hokey Pokey,


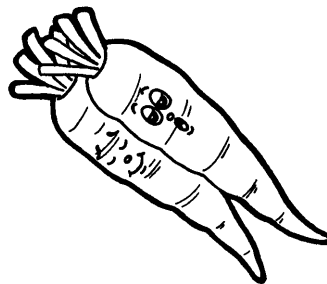

You do the Hokey Pokey.

That’s what it’s all about!

Repeat for each verse, substituting with the correct body part.

Food Experiences: Crunchy Food

Try some crunchy foods. These can include carrots, celery, or apples.



Theme Activities: Book

Share the story *The Flying School Bus* by Seymour Reit.

Thursday


Sharing Time: Song

“Good Morning to You” (Traditional)

Good morning to you,
And how do you do?
We're all in our places,
With sun shiny faces.
And this is the way,
We start a new day.

Art: Drawing and Coloring

Have children become acquainted with your procedures for passing out and using materials as you pass out paper and large crayons. Discuss the different colors with the children and suggest they draw something they learned this week.



Story Time: Book


Read *My Teacher Sleeps In School* by Leatie Weiss.

Circle Time: Movement Activity

Do “The Freeze” from the record *We All Live Together, Vol. 2*. As the children listen to the second, have them follow the directions.

Food Experiences: Soft Food

Taste some soft foods. Yogurt, pudding, and cottage cheese are some good ones to try.



Theme Activities: Book.

Read the book *I Like Me* by Nancy Carlson. Let children decide on ways they like themselves. Encourage them to share this with the class.